











myPlan icons

There are icons that visually represent whether you have satisfied a requirement within your program. A description of each icon is as follows:


Icon	Icon name	Description
	Green checkmark	Indicates requirements that have been met or waived
	Red box with a number	Indicates the units of credit required to complete the program or a requirement within the program.
	Orange clock	Indicates courses that are being taken in the current teaching period that will satisfy the program once completed.
	Orange calendar	Indicates courses or requirements that will satisfy the program once completed in a future teaching period.
	Empty red box	Indicates where requirements still need to be completed.
	Red circle with an exclamation mark	Additional information that requires attention (e.g., Course was taken but grade requirement was not met)
	Grey circular arrows	Indicates a repeated course.
	Double-headed arrows	Indicates when a requirement is satisfied by an equivalent course.
 	Milestone or Additional Check	<p>Indicates a requirement with an added level of verification in addition to the degree requirements. For example, you may need to complete 3 English courses to receive a teaching accreditation.</p> <p>There are variations to the icon:</p> <ul style="list-style-type: none"> One version includes a number to indicate how many milestones or additional checks you need to complete. Another version includes a tick to indicate you've completed the milestones or additional checks. <p>Not all progression checks contain milestones or additional checks.</p>

Progress bar


There are multiple progress bars in the myPlan progression checker:

1. Official
2. Planned

The **Official progress bar** represents your progress towards program completion. It only includes courses completed or enrolled through myUNSW. There is an extended Official progress bar at the top of your student profile:



There's a condensed progress bar on the **Official** tab:



The colour codes are:

- **Green** indicates courses that have been satisfactorily completed towards the program.
- **Orange** indicates the officially enrolled courses that will satisfy the program once completed.
- **Grey** indicates the course requirements remaining.

There's another condensed progress bar on the **Planned** tab:



The Planned progress can differ from the Official progress in that it shows all the courses you've planned, even if you haven't enrolled in these through myUNSW yet.

The **colour codes** are:

- **Green** are courses that have been satisfactorily completed towards the program.
- **Orange** are the courses you have added to your study plan and the courses you've officially enrolled in via myUNSW that will satisfy the program once completed.
- **Grey** are the unplanned requirements.

Terminology

There is terminology attached to a course that will guide you in your study planning. These include:

Terminology	Definition
Prerequisites	There are pre-requisites for the course that you need to complete first.
Additional Prerequisites	There are additional prerequisites for the course that you need to address.
Review Prereqs	Additional prerequisites may apply. Review the prerequisites before proceeding.
Not Likely To Be Offered	The course is unlikely to be offered in the nominated teaching period, based on past offerings.
Unmatched	These courses are in your study plan but are not fulfilling any requirement towards your program.
Course enrolled (ENR)	You are enrolled in the course but not yet registered in the classes associated with the course.
Class registered (REG)	You are registered in the classes associated with the course.
Dropped (DRP)	You registered for the course but withdrew after the census date.

