

Play Safe Evaluation Report 2024

Professor Limin Mao, Dr Sylvester Okeke,
Jordan Murray and Rochelle Avasalu

Acknowledgement of Country

NSW Health acknowledges the Traditional Custodians of the lands where we work and live. We celebrate the diversity of Aboriginal peoples and their ongoing cultures and connections to the lands and waters of NSW.

We pay our respects to Elders past, present and emerging and acknowledge the Aboriginal and Torres Strait Islander people that contributed to the development of this Play Safe User Survey Evaluation Report 2025.

We advise this resource may contain images, or names of deceased persons in photographs or historical content.

Acknowledgement

We thank participants for their time in responding to the survey. The 2025 Play Safe survey was delivered by the BBV & STI Research, Intervention and Strategic Evaluation (BRISE) program and funded by the NSW Ministry of Health.

Play Safe Evaluation Report 2024

Published by NSW Health | health.nsw.gov.au

First published: July 2025

Authors

Prof Limin Mao, Lead Chief Investigator, Centre for Social Research in Health, UNSW Sydney.

Dr Sylvester Okeke, Researcher, Centre for Social Research in Health, UNSW Sydney.

Jordan Murray, Centre for Population Health, Ministry of Health.

Rochelle Avasalu, Centre for Population Health, Ministry of Health.

Copyright and disclaimer

© State of New South Wales through NSW Health 2025. Information contained in this publication is based on knowledge and understanding at the time of writing, July 2025, and is subject to change. For more information, please visit health.nsw.gov.au/Pages/copyright.aspx.

Suggested citation

Mao, L., Okeke, S., Murray, J. & Avasalu, R., (2025). Play Safe Survey Evaluation Report 2025. Centre for Social Research in Health, UNSW Sydney, Sydney, Australia.
DOI: 10.26190/unsworks/31316

Contents

1	Executive summary	1
2	Introduction.....	2
	Key research questions:	2
3	Method	2
3.1	Study design and sample size	2
3.2	Participation and recruitment	2
3.3	Data collection and analysis	3
4	Key performance indicator trends (2019-2024)	4
4.1	Sample description and demographic data	4
	Table 1 - Sample characteristics.....	4
4.2	STI knowledge.....	5
	Figure 1 – STI knowledge.....	5
4.3	STI testing patterns.....	6
	Figure 2 - STI testing patterns.....	6
4.4	STI testing perceived norms, attitudes and intentions	7
	Figure 3 – Perceived norms, attitudes and intentions towards STI testing	7
4.5	Condom use:	8
	Figure 4 –condom attitudes and condom use with new and casual partners.....	8
4.6	Play Safe website use and audience feedback	9
	Table 2 – User access and assessment.....	9
4.7	Use of Play Safe website services and tools.....	10
5	2024 specific results	11
5.1	Sexual practice (2023-24)	11
5.2	Recreational substance use (2023-24)	12
5.3	Interest in various STI testing methods (2023-24).....	13
5.4	Reasons for not having an STI test in the last 12 months (2023-24)	14
5.5	Where do you usually get your sexual health information? (2024 data only).....	15
5.6	Reasons for not using condoms in the last 12 months (2024 data only).....	16
6	Suggestions for future improvement	17
7	Appendix.....	18

1 Executive summary

The built-in monitoring and evaluation of the Play Safe sexual and reproductive health-focused website, targeting young people aged 15-29 in NSW, demonstrated high levels of acceptability, feasibility, increasing coverage and expected utility to enhance health literacy and behaviours to minimise STI transmission risk.

The website's design, content and tone are highly regarded by the target audience.

As of 2024 (and similar in 2023), the most popular features of the Play Safe website were: the "Could I have an STI? Quiz", closely followed by the "STI testing Locator", then the two online chat functions — "Nurse Nettie (talk to a sexual health nurse for free)" and "forum".

As of 2024 (and similar in 2023), the three most preferred STI testing methods are (from high to low):

- Ordering an at home STI testing kit from NSW Health (about 70%)
- Asking a GP/doctor for an STI test (urine and blood test) (about 65%)
- Providing a finger prick blood sample for an STI test (about 40%)

As of 2024 (and similar in 2023), the three most common reasons for not having an annual STI screening are (from high to low):

- Perceived no/low sexual risk (about 40%)
- Service access barriers (about 20%)
- No symptoms=no need (about 10%)

As of 2024, the three most common reasons for never or not always using condoms during penetrative sex with a new or casual partner (from high to low):

- Perceived monogamy in sex and/or relationships
- both/either partners on contraception
- both/either partners do not like condoms or recently screened for STIs.

Key recommendations for improving Play Safe communication with young people in NSW:

- Better audience engagement, advertising or delivery: such as social media ads and peer influences, in school or university settings, outreach activities, integration with existing services, free merchandise product dissemination
- More appropriate content: discreet/privacy, STI screening, broader coverage for a range of user segments/diversity in age groups, sexual and gender diversity, diverse online and outreach settings, high-quality, up-to-date information which is easy to access, digestible
- Website navigation: mobile phone platform compatibility, topic search
- Service improvement: interactive, easy to search and navigate, better promotion

2 Introduction

An important part of the Play Safe program is the delivery of sexual health information to young people aged 15-29 on the Play Safe website, social media platforms, and through an annual paid media campaign.

This evaluation aims to focus on user perspectives and delivers data that reflects who the users are and what their attitudes and behaviours are in relation to sexual health, condom use and STI testing.

Key research questions:

- How do youth audiences perceive the content, design and promotion strategies of the Play Safe website and social media channels?
- What user perspectives can be considered to further improve and upgrade the Play Safe website and social media promotion strategies?

3 Method

3.1 Study design and sample size

This survey and subsequent evaluation were conducted as part of the BRISE contract with NSW Health and The Kirby Institute. The 2024 survey had 452 participants in total. Sample sizes from previous years are provided below to offer context for year-on-year data comparisons.

- 2024 Survey period (N=452): 5th Nov-8th December 2024
- 2023 Survey period (N=349): 11th Oct-26th December 2023
- 2022 Survey period (N=95): 24th Nov 2022-9th Jan 2023
- 2021 Survey period (N=474): 31st July-22nd Aug 2021
- 2020 Survey period (N=249): 22nd July-7th Sept 2020
- 2019 Survey period (N=523): 18th July-19th August 2019

3.2 Participation and recruitment

All participants were aged between 15 and 29 years, 90% currently living in NSW, and had either engaged with the Play Safe program previously or were recruited through Play Safe's owned channels (website, email, organic social media), internal distribution, or stakeholder communication channels.

The chance to win one of five \$100 Eftpos gift cards were used as an incentive in 2024 to encourage survey participation. Participants were entered into a draw upon completing the questionnaire. Analysis from previous Play Safe survey recruitment campaigns demonstrated that offering multiple smaller-value gift cards (e.g., 5 x \$100 Eftpos cards) was more effective than offering a single larger prize (e.g., 1 x \$500 gift card). Participants were required to provide digital consent before being able to self-complete the questionnaire online.

3.3 Data collection and analysis

Most survey questions, particularly those pertaining to the pre-determined key performance indicators, remained consistent with previous years surveys to enable trend analysis. A small number of new questions were introduced in 2024 to address emerging or priority needs of young people in NSW, as identified by NSW Health. This report presents mostly descriptive analysis of 2024 data with a few bivariate associations performed.

Outcome variables and targets:

- STI testing rates and positives attitudes towards STI testing
- Perceived social norms for STI testing
- Intention to be tested within next 12 months
- Rates of condom use with new and casual partners
- Perceived social norms for condom use
- Positive condom attitudes
- Intention to use condoms with new and casual partners
- Knowledge of sexual health and STIs
- Increased awareness that young people should be tested for STIs annually
- Awareness of the Play Safe website

Factors:

- Source of recruitment
- Demographics: age, gender, postcode, Aboriginal and Torres Strait Islander status
- Engagement with Play Safe website online and social media campaigns

4 Key performance indicator trends (2019-2024)

4.1 Sample description and demographic data

As shown in Table 1, the sample characteristics vary slightly each year.

The highest recruitment tool in 2024 was EDM (the same as in 2023, 2021 and 2020). Both the 2024 and 2023 samples had higher proportions of non-heterosexual participants, those born overseas and those living in rural NSW.

Table 1 - Sample characteristics

	2019	2020	2021	2022	2023	2024
Age median (years)	23	21	23	22	22	21
Female (%)	54	54	49	54	62	68
Heterosexual (%)	68	61	72	69	70	74
Australian-born (%)	87	85	88	87	88	88
Aboriginal or Torres Strait Islanders (%)	5	6	6	4	4	6
Eastern or Inner Sydney	15	13	13	21	12	15
Northern Sydney	10	13	12	15	12	13
Southern or Western Sydney	24	24	26	28	26	21
Wollongong/Newcastle	16	12	19	14	19	21
Rural NSW	23	27	17	17	17	19
Website pop-up	21	12	45	7	16	59
EDM	72	84	35	58	77	26
Online campaign	-	-	-	-	-	10
Social media	7	4	20	35	7	5
Within 10 minutes	84	74	82	85	76	89

4.2 STI knowledge

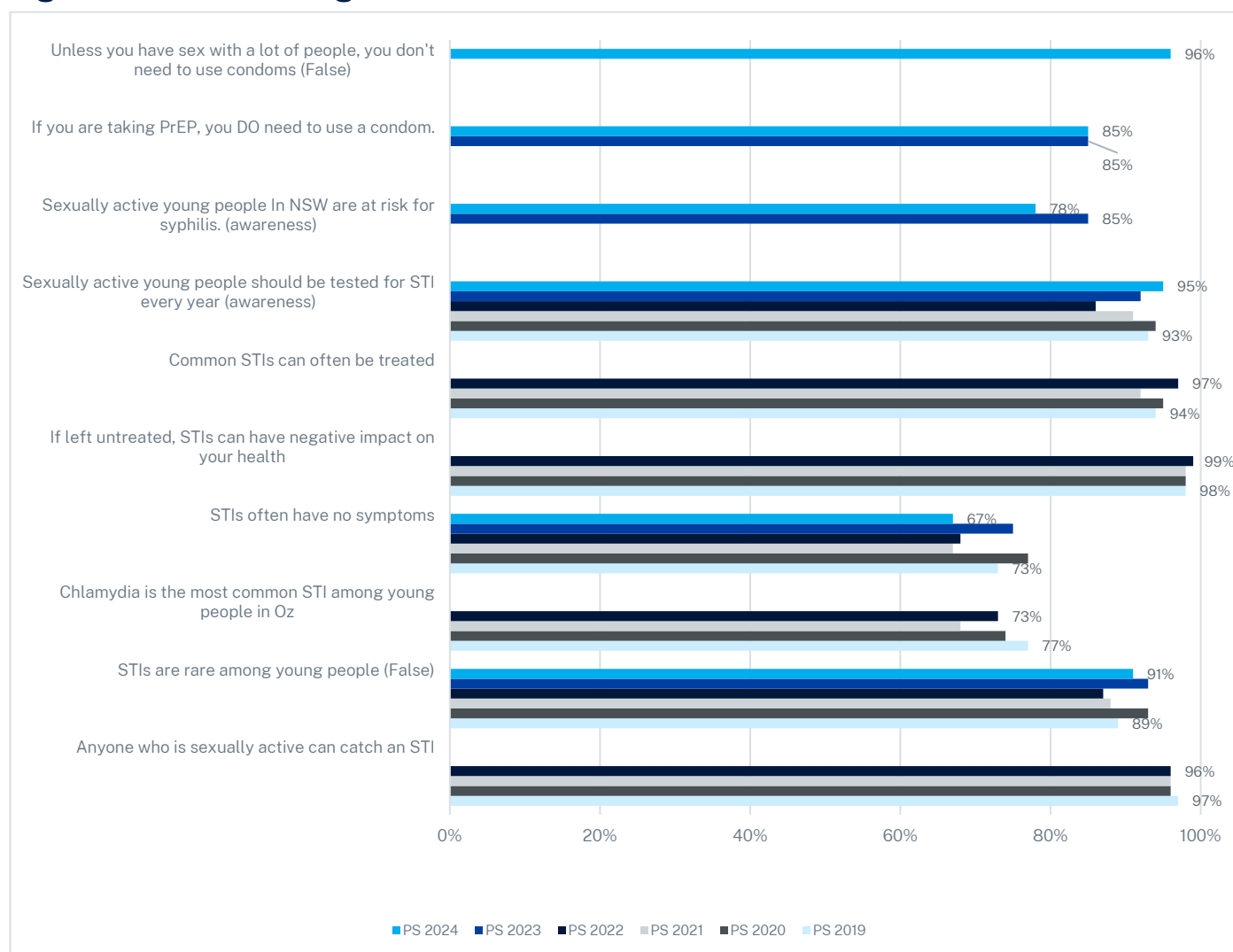
Figure 1 demonstrates that the majority of respondents have a sound knowledge of key sexual health messages including:

- “Anyone who is sexually active can catch an STI”
- “STIs are rare among young people (False)”
- “Common STIs can be treated”
- “If left untreated, STIs can have a negative impact on young people’s health”
- “Sexually active young people should be tested for STI every year.”

In contrast, the following statements were the least likely to be answered correctly:

- “STIs often have no symptoms”
- “Chlamydia is the most common STI among young people in Australia”

Figure 1 – STI knowledge

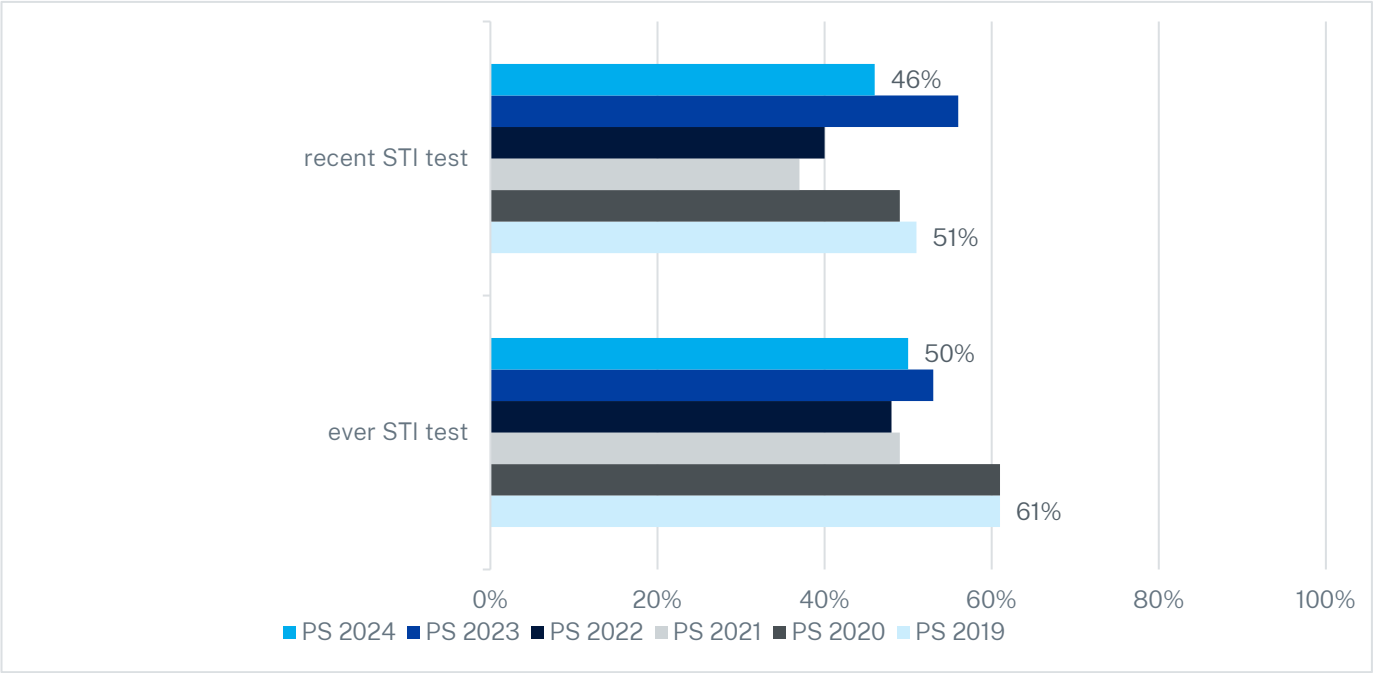


Note: Figure 1 includes questions added in 2024.

4.3 STI testing patterns

Figure 2 demonstrates that whilst rates for long-term STI testing and recent STI testing (within the previous 12 months) were much lower during the peak of the COVID epidemic, there was a trend of increased STI screening in 2024.

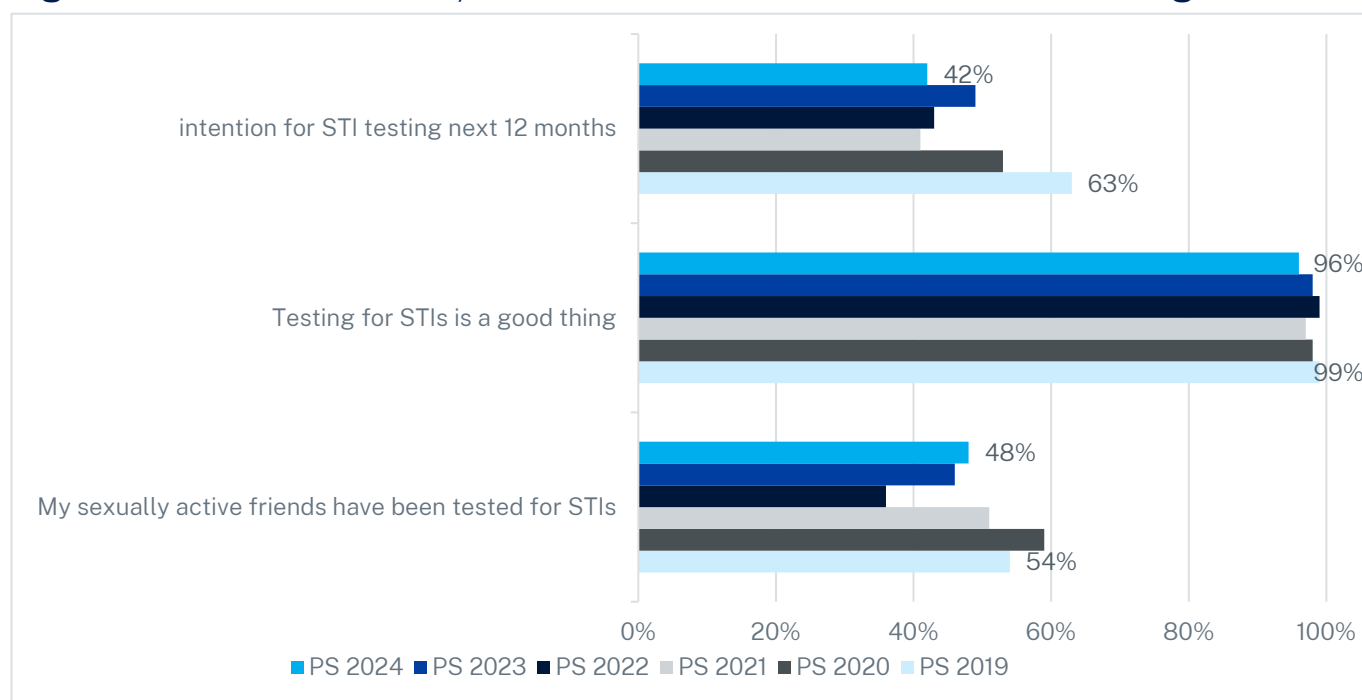
Figure 2 - STI testing patterns



4.4 STI testing perceived norms, attitudes and intentions

As shown in Figure 3, there is a high level consistency (over 95%) over the years in a positive belief towards STI screening. Interestingly, however, this predisposition was not enacted in the testing patterns over time. Both the proportions reporting their sexually active friends being tested and those reporting own intention for annual STI screening remain around 50%. This mismatch may have implications for understanding and addressing barriers against actual STI screening even among those who firmly believe the benefits.

Figure 3 – Perceived norms, attitudes and intentions towards STI testing



Result categorisation:

- Intention to use condoms in the next 12 months (“Definitely yes” / “Probably yes”)
- Using condom is a good thing (“Strongly agree” / “Somewhat agree”)
- My sexually active friends use condoms (“Strongly agree” / “Somewhat agree”)

4.5 Condom use:

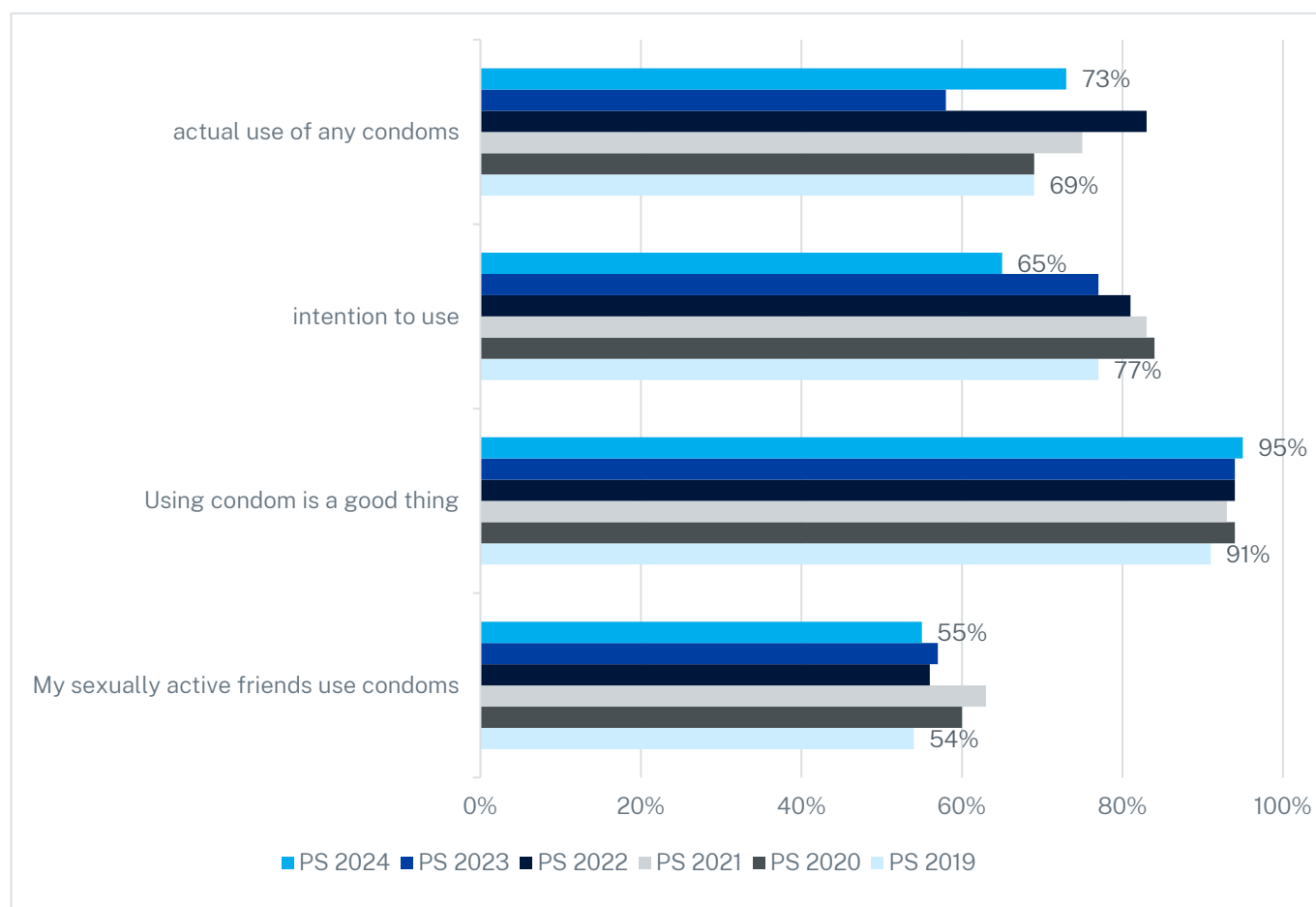
Perceived norms, attitudes and intentions vs. self-reported use with new or casual partners

As shown in Figure 4, there was a universal consensus of the benefits of condom use (over 90%) and perceived norms about condom use by sexually active peers at around 55%-60%.

Of those who had new or casual partners (e.g., hook ups, one-night stands or partners outside relationships) in the previous three months, the proportion of participants who indicated that they intended to use condoms was higher than the number who reported actual use. Similar to STI screening, there are further implications for identifying and addressing barriers constraining young people from actually using condoms even among those who firmly believe the benefits.

Note: Dental dams were added to the actual use of condoms question in 2023.

Figure 4 –condom attitudes and condom use with new and casual partners.



Results categorised accordingly:

- Use of condoms or dental dams in the past 3 months with any new or casual sexual partners (“always”/“sometimes”)
- Intention to use condoms in the next 12 months (“Definitely yes” / “Probably yes”)
- Using condom is a good thing (“Strongly agree” / “Somewhat agree”)
- My sexually active friends use condoms (“Strongly agree” / “Somewhat agree”)

4.6 Play Safe website use and audience feedback

As displayed in Table 2, while the 2023 sample had the highest proportion of users who had heard of the Play Safe website, the 2024 sample had a slight dip.

Compared to the 2023 sample, however, the 2024 sample had higher proportions of those who strongly endorsed the design of the website, but lower proportions strongly endorsed the content and tone of the brand, when compared to previous years samples.

The proportion of respondents that report seeing Play Safe on social media and the percentage of people willing to recommend Play Safe to their friends did not vary much over the time.

Table 2 – User access and assessment

	2024	2023	2022	2021	2020	2019
Ever heard of the website (%)	63	78	53	53	56	41
Ever visited the website (%)	45	56	-	-	-	-
Feature assessment (“Kind of like”/ “Really like”)						
Design (%)	85	79	92	84	96	88
Content (%)	85	92	96	91	91	95
Tone (%)	82	86	86	87	85	88
Use and endorsement of Play Safe social media channels						
Ever seen (%)	65	56	41	46	44	43
Would recommend Play Safe to friends (among those who ever accessed the website or having a linked social med account) (“Definitely yes” / “Probably yes”)	88	83	87	82	84	87

4.7 Use of Play Safe website services and tools:

Percentage of users who had used at each of the following services or tools on the Play Safe website

In 2024:

Among the 203 respondents who reported ever visiting the website, 35% did not use any of the tools, 31% used one tool only, 34% used two or more tools. Of the four listed services and tools, the 'Could I have an STI? Quiz' was the most popular, followed by the 'STI testing locator' (improved as compared to those in 2023).

- 20% - Nurse Nettie (talk to a sexual health nurse for free)
- 18% - Website forum
- 39% - Could I have an STI? Quiz
- 34% - STI testing Locator

In 2023:

Among the 195 respondents who reported ever visiting the website, 44% did not use any of the tools, 34% used one tool only, 22% used two or more tools. Of the four listed services and tools, the 'Could I have an STI? quiz' was the most popular, followed by the 'STI testing locator'.

- 14% - Nurse Nettie (talk to a sexual health nurse for free)
- 13% - Website forum
- 31% - Could I have an STI? Quiz
- 26% - STI testing Locator

5 2024 specific results

5.1 Sexual practice (2023-24)

In 2024:

Of the 346 participants who reported ever having sex (and specified frequency):

- 58% reported having sex at least once a week (slightly increased from 2023)
- 29% reported having sex at least once monthly but less often once a week (slightly increased from 2023)

Of the 356 participants who reported ever having had oral sex:

- 23% reported sometimes or always using condoms or dental dams for oral sex (decreased from 2023)

Of the 358 participants who reported ever having had penetrative (vaginal/anal) sex (2024 data only):

- 77% reported sometimes or always using condoms or dental dams for vaginal or anal sex

Of the 59 participants who reported having condomless sex with any new or casual partners within the last 3 months (similar to that in 2023):

- 53% had some form of discussion around STIs or STI testing before having sex

In 2023:

Of the 278 participants who reported ever having sex (and specified frequency):

- 54% reported having sex at least once a week
- 27% reported having sex at least once monthly but less often once a week

Of the 291 participants who reported ever having had oral sex:

- 38% reported sometimes or always using condoms or dental dams for oral sex

Of the 74 participants who reported having condomless sex with any new or casual partners within the last 3 months:

- 50% had some form of discussion around STIs or STI testing before having sex

5.2 Recreational substance use (2023-24)

Among those who had ever been sexually active, additional questions were added to further explore recreational substance use by focusing on both vapes/e-cigarettes and prescription drugs taken without a valid prescription.

In 2024 (all rates increased from 2023):

- 23% used prescription drugs (e.g., Ritalin, Xanax) that were not prescribed or taken recreationally.
- 54% used nicotine vape/e-cigarette
- 33% used nicotine-free vape/e-cigarette
- 47% smoked cigarettes

In 2023:

- 18% used prescription drugs (e.g., Ritalin, Xanax) that were not prescribed or taken recreationally.
- 48% used nicotine vape/e-cigarette
- 32% used nicotine-free vape/e-cigarette
- 44% smoked cigarettes

5.3 Interest in various STI testing methods (2023-24)

In 2024:

20% of respondents selected one option, 16% selected two options, 15% selected three options and 43% selected more than three options (mostly similar to those in 2023).

- 69% - Ordering an at home STI testing kit from NSW Health
- 65% - Asking a GP/doctor for an STI test (urine and blood test)
- 42% - Providing a finger prick blood sample for an STI test
- 39% - Requesting an STI test online and getting tested at a pathology provider
- 33% - Proving a urine sample at a music festival in exchange for access to an exclusive area with nice bathrooms
- 33% - Ordering an at home STI testing kit from an STI test vending machine
- 32% - Ordering an at home STI testing kit from a private company (markedly dropped from 2023)
- 21% - Getting tested for STIs at a community event (e.g. local agricultural show, O-week etc.)

In 2023:

20% of respondents selected one option, 15% selected two options, 16% selected three options and 43% selected more than three options.

- 72% - Ordering an at home STI testing kit from NSW Health
- 68% - Asking a GP/doctor for an STI test (urine and blood test)
- 46% - Providing a finger prick blood sample for an STI test
- 45% - Ordering an at home STI testing kit from a private company
- 42% - Requesting an STI test online and getting tested at a pathology provider
- 36% - Ordering an at home STI testing kit from an STI test vending machine
- 35% - Proving a urine sample at a music festival in exchange for access to an exclusive area with nice bathrooms
- 21% - Getting tested for STIs at a community event (e.g. local agricultural show, O-week etc.)

5.4 Reasons for not having an STI test in the last 12 months (2023-2024)

In 2024: Of the 293 participants who had no STI testing in the previous 12 months (multiple choices): 32% one reason, 21% two to three reasons and 19% more than three reasons (similar to those in 2023).

Category I: perceived no/low sexual risk (n=230/561, 41%)

Category II: no symptoms=no need (n=70/561, 12%)

Category III: service access barriers (n=143/561, 25%)

Category IV: psychosocial (including stigma) (n=42/561, 7%)

Category V: low priority/don't care (n=74/561, 13%)

Other (n=2/561, <1%)

In 2023: Of the 153 participants, who had no STI testing in the previous 12 months (multiple choices): 39% one reason, 20% two to three reasons and 16% more than three reasons.

Category I: perceived no/low sexual risk (n=118/253, 47%)

Category II: no symptoms=no need (n=31/253, 12%)

Category III: service access barriers (n=57/253, 23%)

Category IV: psychosocial (including stigma) (n=16/253, 6%)

Category V: low priority/don't care (n=20/253, 8%)

Other (n=3/253, 1%)

5.5 Where do you usually get your sexual health information? (2024 data only)

18% from one source, 17% from two, 19% three and 46% more than three sources.

- Google: 78%
- Doctors/GPs: 51%
- Friends: 39%
- TikTok: 29%
- Instagram: 21%
- School: 23%
- Partners: 21%
- Sexual health clinics: 21%
- Parent/Guardian: 19%
- YouTube: 16%
- Reddit: 14%
- Podcasts: 10%
- Porn: 9%

5.6 Reasons for not using condoms (2024 data only)

Reasons for not using barrier methods during oral sex in the last 12 months (multiple choices allowed):

The top three most common reasons being: a) perceived monogamy in sex, b) perceived monogamy in relationship, and c) both/either partners do not like condoms as shown below:

- My partner and I only have sex with each other: n=158
- I'm in a relationship so don't feel like I need to use condoms all the time: n=109
- My partner/s or I don't like how condoms feel/taste/smell: n=87
- Condoms never used during oral sex in the last 12 months (n=274)

Reasons for not always using barrier methods during penetrative (vaginal/anal) sex in the last 12 months (multiple choices allowed):

The top three most common reasons being: a) perceived monogamy in sex, b) both/either partners on contraception, and c) both/either partners had recent STI testing as shown below:

- My partner and I only have sex with each other: n=78
- My partner/s or I are on other contraception/birth control (if having sex that can result in pregnancy): n=60
- My partner/s and I have had recent STI tests: n=48
- Condoms never used during penetrative sex in the last 12 months (n=81)

Reasons for never using condoms for penetrative vaginal or anal sex in the last 12 months (multiple choices allowed):

The top three most common reasons being: a) perceived monogamy in sex, b) both/either partners on contraception, and c) both/either partners do not like condoms.

- My partner and I only have sex with each other: n=50
- My partner/s or I are on other contraception/birth control (if having sex that can result in pregnancy): n=28
- My partner/s or I don't like how condoms feel/taste/smell: n=26

6 Suggestions for future improvement (2023-24)

Themes

In 2024:

- Better audience engagement, advertising or delivery (n=27): such as social media ads and peer influences, in school or university settings, outreach activities, integration with existing services, free merchandise product dissemination
- More appropriate content (n=27): discreet/privacy, STI screening, broader coverage for a range of user segments/diversity in age groups, sexual and gender diversity, diverse online and outreach settings, high-quality, up-to-date information which is easy to access, digestible
- Website navigation (n=4): mobile phone platform compatibility, topic search
- Service improvement (n=4): interactive, easy to search and navigate, better promotion
- Positive praises (n=38)

In 2023:

- Better audience engagement, advertising or delivery (n=34): such as social media ads, co-design, discreet, school or university settings, festivals
- More appropriate content (n=64): discreet, sexual pleasure, guidance for STI screening, transgender, sexual safety when clubbing
- Service improvement (n=6): more discreet in subject lines
- Positive praises (n=17)

7 Appendix

2024 Play Safe Questionnaire

Hi

[Play Safe](#) is NSW Health's one stop shop for sexual health information you can trust. But, to make sure Play Safe meets the needs of all young people in NSW, we need your help.

If you have a few mins to fill out this quick survey, we'd really appreciate it ❤️

All responses are 100% anonymous.

How long will it take?

Around 5-10 minutes.

Are my answers confidential?

Yes! 100%.

What's in it for me?

By completing this survey, you'll help shape the way sexual health information is shared across the state, and, as an added bonus you'll be in the running to win 1 of 5 \$150 Eftpos gift cards! Just add your email at the end of survey so we can contact you if you win.

What kind of questions are in the survey?

Around half the questions relate to sex/sexual health and the rest are about you. You don't need to provide any personal information (it's anonymous), we just want to get a better idea of how you like to spend your time, how you use social media, how you access health services etc.

Check out the terms and conditions [here](#).

Are you ready to get started?

- ☐ Let's do it!
- ☐ No thanks

Basic demographics

Let's get to know you better. This section is all about you. We'll need you to answer all these questions, but your answers are confidential and won't be used to identify you.

How old are you?

Do you live in NSW?

- ☐ Yes
- ☐ No

What is your postcode?

How do you describe your gender?

- ☐ Woman
- ☐ Man
- ☐ Non-binary
- ☐ use a different term (please specify)
- ☐ Prefer not to say

Were you born in Australia?

- ☐ Yes
- ☐ No (please let us know which country you were born)

Do you identify as Aboriginal and/or Torres Strait Islander?

- ☐ Yes
- ☐ No
- ☐ Prefer not to say

How do you identify?

- ☐ Straight
- ☐ Bisexual
- ☐ Gay
- ☐ Lesbian
- ☐ Queer
- ☐ Asexual
- ☐ Aromantic
- ☐ Demisexual
- ☐ Demiromantic
- ☐ Pansexual

Have you ever heard of [Play Safe](#) before?

- ☐ Yes
- ☐ No
- ☐ Not sure

Have you ever visited the [Play Safe website](#)?

- ☐ Yes
- ☐ No
- ☐ Not sure

What did you think about the [Play Safe website](#)?

	I really like it	I kind of like it	I neither like nor dislike it	I kind of dislike it	I really dislike it
Design	<input type="radio"/>	<input type="radio"/>	<input type="radio"/>	<input type="radio"/>	<input type="radio"/>
Content/information	<input type="radio"/>	<input type="radio"/>	<input type="radio"/>	<input type="radio"/>	<input type="radio"/>
How it speaks to me and others like me	<input type="radio"/>	<input type="radio"/>	<input type="radio"/>	<input type="radio"/>	<input type="radio"/>

Have you ever used any of the following [Play Safe website](#) services/tools? (You can pick more than one)

142 / 1162429, 10/19/21

Question survey outcome

- ☐ None of the above (please let us know how you identify below)

Where do you usually get your sexual health information?
Please select all that apply

- ☐ Google
- ☐ TikTok
- ☐ Instagram
- ☐ Reddit
- ☐ YouTube
- ☐ Podcasts
- ☐ School
- ☐ Friends
- ☐ Parent/Guardian
- ☐ Partner/s
- ☐ Doctor/GP
- ☐ Sexual Health Clinic
- ☐ Porn
- ☐ Other

Exposure

- ☐ Nurse Nettie (talk to a sexual health nurse for free)
- ☐ Website forum
- ☐ Could I have an STI? quiz
- ☐ STI testing locator
- ☐ Don't know
- ☐ None of the above

Would you recommend Play Safe to your friends?

- ☐ Definitely yes
- ☐ Probably
- ☐ Might or might not
- ☐ Probably not
- ☐ Definitely not

Help us, help you. What do you honestly think of Play Safe?
What can we do better? Is there anything that you don't like?

Knowledge

This section is all about sexual health knowledge. You'll need to answer all the questions but your answers are completely confidential and will help us know what content we need to focus on.

P.S. We talk a lot about STIs so remember that **STI = sexually transmissible infections** (infections passed on through oral, anal, or vaginal sex).

STIs are rare among young people.

- ☐ True
☐ False
☐ Don't know

STIs often have no symptoms.

- ☐ True
☐ False
☐ Don't know

Unless you have sex with 'a lot' of people, you don't need to use condoms

- ☐ True
☐ False
☐ Don't know

Typing tool

Now we'd love to hear more about how you approach sex and sexual health. There's no right or wrong answers and remember, all answers are anonymous.

If you don't feel comfortable answering any of these, you can skip a question by selecting the "I don't want to say" option.

Have you ever had sex (oral, vaginal or anal)?

- ☐ Yes
☐ No
☐ I don't want to say

If you're taking PrEP to prevent [HIV](#), you don't need to use condoms.

- ☐ True
☐ False
☐ Don't know

Sexually active young people should be tested for STIs every year.

- ☐ True
☐ False
☐ Don't know

Sexually active young people in NSW are at risk for syphilis.

- ☐ True
☐ False
☐ Don't know

How many sexual partners you have ever had (including anyone you've had oral, vaginal or anal sex with)?

There are no wrong answers and an approximate number is fine ❤️

- ☐ Total number of sexual partners:
☐ I don't want to say

How many of these people were **casual** sex partners (e.g., hook ups, one night stands, friends with benefits or partners outside of relationships)? Again, if you're not sure, please provide an estimate.

- ☐ Number of **casual** partners:
☐ I don't want to say

How often do you have sex (oral, vaginal or anal)? We know this changes based on circumstances, but please

answer based on what was 'average' for you over the past year.

- ☐ 3+ times a week
- ☐ 1-2 times a week
- ☐ Once a fortnight
- ☐ Once a month
- ☐ Every couple of months
- ☐ Every 6-12 months
- ☐ I haven't had sex for more than 12 months
- ☐ I don't want to say

Have you done any of the below? Your answers are 100% anonymous.

	Never	Yes, within the last 12 months	Yes, more than 12 months ago
Drank alcohol and got drunk	<input type="radio"/>	<input type="radio"/>	<input type="radio"/>
Used recreational drugs (e.g., cannabis, ecstasy) for fun	<input type="radio"/>	<input type="radio"/>	<input type="radio"/>
Used prescription drugs (e.g. Ritalin, Xanax) that were not prescribed to you, for fun	<input type="radio"/>	<input type="radio"/>	<input type="radio"/>
Used a nicotine vape or e-cigarette	<input type="radio"/>	<input type="radio"/>	<input type="radio"/>

	Strongly agree	Somewhat agree	Neither agree nor disagree	Somewhat disagree	Strongly disagree
My sexually active friends have been tested for STIs	<input type="radio"/>	<input type="radio"/>	<input type="radio"/>	<input type="radio"/>	<input type="radio"/>
My sexually active friends use condoms	<input type="radio"/>	<input type="radio"/>	<input type="radio"/>	<input type="radio"/>	<input type="radio"/>

Sexual behaviour and practices

Now, let's talk about your sexual health behaviours. Remember, this is a judgement free zone and all of your answers are 100% confidential.

If you don't feel comfortable answering these you can skip this section by selecting the "I don't want to say" option.

Have you ever had an STI test?

- ☐ Yes, within last 3 months
- ☐ Yes, 4-6 months ago
- ☐ Yes, 7-12 months ago
- ☐ Yes, more than 12 months ago
- ☐ No, I've never had an STI test

	Never	Yes, within the last 12 months	Yes, more than 12 months ago
Used a nicotine-free vape or e-cigarette	<input type="radio"/>	<input type="radio"/>	<input type="radio"/>
Smoked cigarettes	<input type="radio"/>	<input type="radio"/>	<input type="radio"/>

Have you ever watched porn?

- ☐ Yes, within the last 12 months
- ☐ Yes, more than 12 months ago
- ☐ Never
- ☐ I don't want to say

How much do you agree or disagree with the following statements?

	Strongly agree	Somewhat agree	Neither agree nor disagree	Somewhat disagree	Strongly disagree
Testing for STIs is a good thing	<input type="radio"/>	<input type="radio"/>	<input type="radio"/>	<input type="radio"/>	<input type="radio"/>
Using condoms is a good thing	<input type="radio"/>	<input type="radio"/>	<input type="radio"/>	<input type="radio"/>	<input type="radio"/>

- ☐ Not sure
- ☐ I don't want to say

Why haven't you had an STI test in the last 12 months? Select as many options as you need.

- ☐ I didn't know where to go
- ☐ I didn't know what to ask for
- ☐ I'm in a relationship and didn't feel like I needed to
- ☐ I haven't had sex in the past 12 months
- ☐ I was too embarrassed to ask for a test
- ☐ I had trouble getting to the testing location
- ☐ I couldn't get an appointment (doctors/clinics not taking new patients)
- ☐ Life got too busy
- ☐ I was worried about the results
- ☐ I couldn't get time off work/uni/school to go
- ☐ I was worried about the cost of the test/appointment
- ☐ I didn't have any symptoms so didn't feel like I need to
- ☐ I always use condoms so didn't feel like I need to
- ☐ I don't have that much sex so didn't feel like I needed to
- ☐ Other

What kind of STI tests have you had? Select all that apply

- ☐ Urine/pee test
- ☐ Blood test
- ☐ Self-collected swab
- ☐ Doctor/nurse collected swab
- ☐ Finger prick test/rapid self test kit
- ☐ Not sure

Do you intend to test for STIs in the next 12 months?

- ☐ Definitely yes
- ☐ Probably yes
- ☐ Might or might not
- ☐ Probably not
- ☐ Definitely not
- ☐ I don't want to say

Would you consider using any of the below STI testing options? Please select as many as you'd like.

- ☐ Ordering an at home STI testing kit from a private company
- ☐ Ordering an at home STI testing kit from NSW Health
- ☐ Using an STI test vending machine (would supply you with an at home testing kit)

- ☐ I feel awkward buying condoms
- ☐ I'm in a relationship so don't feel like I need to use condoms all the time
- ☐ I feel like condoms ruin the moment
- ☐ My partner and I only have sex with each other
- ☐ Other

Why don't you always use condoms during **oral** sex?
Please select all that apply

- ☐ I feel awkward asking my partner/s to use condoms
- ☐ I sometimes just forget to use condoms
- ☐ My partner/s and I have had recent STI tests
- ☐ My partner/s or I don't always have a condom
- ☐ My partner/s or I don't like how condoms feel/taste/smell
- ☐ I don't think I'm at risk for STIs
- ☐ I feel awkward buying condoms
- ☐ I'm in a relationship so don't feel like I need to use condoms all the time
- ☐ I feel like condoms ruin the moment
- ☐ My partner and I only have sex with each other
- ☐ Other

- ☐ Providing a urine sample at a music festival in exchange for access to an exclusive area with nice bathrooms
- ☐ Providing a fingerprick blood sample for an STI test
- ☐ Asking a GP/doctor for an STI test (urine and blood test)
- ☐ Getting tested for STIs at a community event (e.g. Local agriculture show, o-week etc.)
- ☐ Requesting an STI test online and getting tested at a pathology provider (e.g. Lavery, Douglas Hanly Moir etc.)
- ☐ None of the above

Do you use condoms or dental dams during **oral** sex?

- ☐ Yes, every time
- ☐ Sometimes
- ☐ Never
- ☐ I don't have oral sex

Why don't you ever use condoms/dental dams during oral sex? Please select all that apply

- ☐ I feel awkward asking my partner/s to use condoms
- ☐ I sometimes just forget to use condoms
- ☐ My partner/s and I have had recent STI tests
- ☐ My partner/s or I don't always have a condom
- ☐ My partner/s or I don't like how condoms feel/taste/smell
- ☐ I don't think I'm at risk for STIs

Do you use condoms or dental dams during **penetrative** sex? (vaginal and/or anal)

- ☐ Yes, every time
- ☐ Sometimes
- ☐ Never
- ☐ I don't have penetrative sex

Why don't you always use condoms during **penetrative** sex? (vaginal and/or anal) Please select all that apply

- ☐ I didn't know I needed to use condoms
- ☐ I feel too awkward asking my partner/s to use condoms
- ☐ My partner/s and I have had recent STI tests
- ☐ My partner/s or I didn't have a condom
- ☐ I don't think I am at risk for STIs
- ☐ My partner/s or I are on other contraception/birth control (if having sex that can result in pregnancy)
- ☐ My partner/s or I track menstruation cycles and avoid having sex when ovulating
- ☐ My partner/s or I don't like how condoms feel/taste/smell
- ☐ I feel awkward buying condoms
- ☐ I take PrEP to prevent HIV so don't feel like I need to use condoms

- ☐ I feel like condoms ruin the moment
☐ My partner and I only have sex with each other
☐ My partner and I are trying to get pregnant
☐ Other

Why don't you ever use condoms during **penetrative** sex?
(vaginal and/or anal) Please select all that apply

- ☐ I didn't know I needed to use condoms
☐ I feel too awkward asking my partner/s to use condoms
☐ My partner/s and I have had recent STI tests
☐ My partner/s or I didn't have a condom
☐ I don't think I am at risk for STIs
☐ My partner/s or I are on other contraception/birth control (if having sex that can result in pregnancy)
☐ My partner/s or I track menstruation cycles and avoid having sex when ovulating
☐ My partner/s or I don't like how condoms feel/taste/smell
☐ I feel awkward buying condoms
☐ I take PrEP to prevent HIV so don't feel like I need to use condoms
☐ I feel like condoms ruin the moment
☐ My partner and I only have sex with each other
☐ My partner and I are trying to get pregnant
☐ Other

- ☐ Yes, always used condoms or dental dams
☐ Yes, sometimes used condoms or dental dams
☐ Never used condoms or dental dams
☐ No new or casual partner in the last 3 months
☐ I haven't has sex in the last 3 months (oral, vaginal or anal)
☐ I don't want to say

Do you plan on using condoms if you have sex (oral, vaginal or anal) with a **new** or **casual** partner in the next 12 months?

- ☐ Definitely yes
☐ Probably yes
☐ Might or might not
☐ Probably not
☐ Definitely not
☐ I don't want to say
☐ I don't plan on having sex with any new or casual partners in the next 12 months

Your contact details

Enter your email (so we can let you know if you've won 1 of 5 \$150 gift cards!) (OPTIONAL)

In the last 3 months, have you had sex with any **new** or **casual** partners (e.g., hook ups, one night stands or partners outside of relationships)?

- ☐ Yes
☐ No
☐ I don't want to say

In the last 3 months, did you discuss STIs or STI testing before having sex with any of your **new** or **casual** sex partners?

- ☐ Yes, always
☐ Yes, sometimes
☐ I haven't has sex in the last 3 months (oral, vaginal or anal)
☐ No, because we used condoms
☐ No, it didn't come up
☐ No, because one or both us didn't have a lot of sex and/or multiple partners
☐ I don't want to say

In the last 3 months, did you ever use condoms or dental dams with any of your **new** or **casual** sex partners?

We will not use this information for any other purpose and it will be deleted once the competition is drawn unless you've said that you'd like to hear more from Play Safe in the future.

Want to hear more from Play Safe? Let us know if you'd like to receive our monthly newsletter straight to your inbox!

- ☐ Yes please, sign me up!
☐ No thanks

Help resource

Helpful resources

If anything in this survey has affected you, please reach out to one of the following organisations for support.

- [Lifeline](#) 13 11 14
- [13YARN](#) 13 92 76
- [Family Planning NSW Talkline](#) 1300 658 886

If you'd like to read more about all things sexual health, check out [Play Safe](#).

1 Reserve Road
St Leonards NSW 2065

E: playsafe@health.nsw.gov.au
W: playsafe.health.nsw.gov.au